
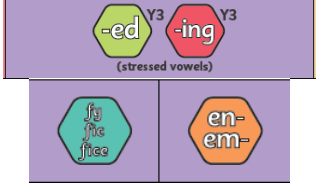
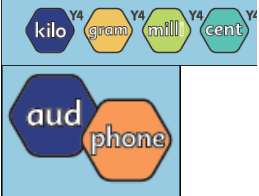


						End of term expectations	
Autumn	<p>Ready to write (4 Weeks) PVoPG Joined or cursive handwriting Noun Verb Subject/ verb Recognising sentences and their boundaries Coordinating conjunctions (and/but/so)</p>		<p>Non-Chronological Report</p> <p>Volcanoes around the world</p> <p>Expanded noun phrases with modified adjectives Paragraphs</p>	<p>Narrative Setting Description</p> <p>Maleficent</p> <p>Fronted Adverbials 4a sentences</p>	<p>Narrative Character Description</p> <p>Costume Creator of Rio</p> <p>Expanded noun phrases</p>	Assessment	<ul style="list-style-type: none"> Discuss the language and structure of similar writing, and use it to plan my own ideas Expand noun phrases using a wider range or carefully selected adjectives Use fronted adverbials (giving detail about how, when, where and order) Use commas after fronted adverbials Spell most Y3 CEW and some Y4 CEW Use joined cursive handwriting Begin to use the correct verb tense and subject-verb agreement consistently
	Spring	<p>Ready to Write PVoPG (1 week)</p> <p>Any assessment gaps</p>	<p>Persuasive Letter</p> <p>The Day The Crayons Quit</p> <p>Formal and Informal Language Subordinating Conjunctions</p>	<p>Poetry Haiku</p> <p>Similes</p> <p>Matrix application</p>	<p>Narrative Warning</p> <p>The Canal</p> <p>3 'ed' sentence openers, speech</p>		<p>Explanation</p> <p>Tidy Your Bedroom Machine</p> <p>Relative clauses Fronted Adverbials</p>

Summer	Ready to Write PVoPG (1 week) Any assessment gaps	Narrative Suspense Short Sentences 'ing' opener sentences 	Poetry Kenning Recap Compound Phrases Onomatopoeia <div style="background-color: #e6f2e6; padding: 5px; text-align: center;">Buffer Weeks</div>	Persuasive Travel Brochure Expanded noun phrases 	Instructions Adverbial Determiners 	<ul style="list-style-type: none"> • Discuss the language and structure of similar writing, and use it to plan my own ideas • Expand noun phrases using a wider range or carefully selected adjectives • Use a range of sentence structures, including opening and joining subordinating clause and simple embedded clauses • Use a greater variety of subordinating conjunctions • Use fronted adverbials (giving detail about how, when, where and order) • Use commas after fronted adverbials • Spell most Y3 CEW and many Y4 CEW Use joined cursive handwriting • Use the correct verb tense and subject-verb agreement with consistency