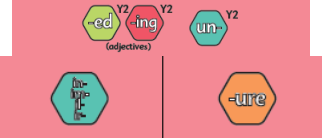

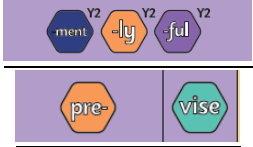




						End of term expectations
Autumn	<p>Ready to write (4 Weeks) PVoPG</p> <p>Joined or cursive handwriting Noun Verb Subject/ verb Recognising sentences and their boundaries (fragment/ run on) Co ordinating conjunctions</p> <div style="display: flex; justify-content: space-around; font-size: small;"> <div style="background-color: #2e8b57; color: white; padding: 2px;">Assessments</div> <div style="background-color: #2e8b57; color: white; padding: 2px;">Vowels and Consonants</div> <div style="background-color: #2e8b57; color: white; padding: 2px;">Compound Words</div> </div>	<p>Non-Chronological Report</p> <p>Prehistoric Creatures</p> <p>Co-ordinating and Subordinating Conjunctions</p> <div style="display: flex; justify-content: space-around; align-items: center;"> <div style="border: 1px solid black; padding: 2px; background-color: #ffcc99;">-s Y2 -es</div> <div style="border: 1px solid black; padding: 2px; background-color: #ffcc99;">-y Y2</div> </div> <div style="border: 1px solid black; padding: 2px; background-color: #ffcc99; margin-top: 5px; text-align: center;">-ous</div>	<p>Comparative Judgement - National ASSESSMENT</p> <p>7th – 11th Oct Stimulus 30th Sept</p>	<p>Narrative Journey Description</p> <p>Magic Bed/ The Stone Age Boy</p> <p>4A Sentence Adverbs</p> <div style="display: flex; justify-content: space-around; align-items: center;"> <div style="border: 1px solid black; padding: 2px; background-color: #ffcc99;">re- Y2</div> <div style="border: 1px solid black; padding: 2px; background-color: #ffcc99;">-ly Y2</div> </div> <div style="display: flex; justify-content: space-around; align-items: center; margin-top: 5px;"> <div style="border: 1px solid black; padding: 2px; background-color: #ffcc99;">-ion</div> <div style="border: 1px solid black; padding: 2px; background-color: #ffcc99;">-an</div> </div>	<p>Persuasive Advert</p> <p>Haunted Towers</p> <p>Subordinating Conjunctions</p> <div style="display: flex; justify-content: space-around; align-items: center;"> <div style="border: 1px solid black; padding: 2px; background-color: #ffcc99;">-ed Y2 <small>(verbs)</small></div> <div style="border: 1px solid black; padding: 2px; background-color: #ffcc99;">-ing Y2 <small>(verbs)</small></div> <div style="border: 1px solid black; padding: 2px; background-color: #ffcc99;">-er Y2 <small>(or)</small></div> </div> <div style="display: flex; justify-content: space-around; align-items: center; margin-top: 5px;"> <div style="border: 1px solid black; padding: 2px; background-color: #ffcc99;">port</div> <div style="border: 1px solid black; padding: 2px; background-color: #ffcc99;">de-</div> <div style="border: 1px solid black; padding: 2px; background-color: #ffcc99;">trans-</div> </div>	<ul style="list-style-type: none"> Discuss the language and structure of similar writing, and use it to plan my own ideas Expand noun phrases using a wider range or carefully selected adjectives Create interesting characters, settings and plot Use a variety of coordinating and subordinating conjunctions Use apostrophes to show possession with singular nouns Spell most Y1/2 CEW and some Y3 CEW Use joined handwriting Use past and present tense correctly
	<p>Ready to Write PVoPG (1 week)</p> <p>Any assessment gaps</p>	<p>Narrative Setting Description</p> <p>Manor House</p> <p>4A Sentence Prepositions Power of 3</p> <div style="display: flex; justify-content: space-around; align-items: center;"> <div style="border: 1px solid black; padding: 2px; background-color: #ffcc99;">-ness Y2</div> <div style="border: 1px solid black; padding: 2px; background-color: #ffcc99;">-ed Y2 <small>(adjectives)</small></div> <div style="border: 1px solid black; padding: 2px; background-color: #ffcc99;">-ing Y2</div> </div> <div style="border: 1px solid black; padding: 2px; background-color: #ffcc99; margin-top: 5px; text-align: center;">scribe script</div>	<p>Narrative Dialogue</p> <p>Little Red</p> <p>Speech Punctuation</p> <p>Apostrophes for contraction</p> <div style="display: flex; justify-content: space-around; align-items: center;"> <div style="border: 1px solid black; padding: 2px; background-color: #ffcc99;">-ed Y2 <small>(verbs)</small></div> <div style="border: 1px solid black; padding: 2px; background-color: #ffcc99;">-ing Y2</div> </div> <div style="display: flex; justify-content: space-around; align-items: center; margin-top: 5px;"> <div style="border: 1px solid black; padding: 2px; background-color: #ffcc99;">-ise</div> <div style="border: 1px solid black; padding: 2px; background-color: #ffcc99;">-ect</div> <div style="border: 1px solid black; padding: 2px; background-color: #ffcc99;">-ize</div> <div style="border: 1px solid black; padding: 2px; background-color: #ffcc99;">-spect</div> <div style="border: 1px solid black; padding: 2px; background-color: #ffcc99;">-od</div> <div style="border: 1px solid black; padding: 2px; background-color: #ffcc99;">-ing</div> </div>	<p>Poetry Kenning</p> <p>BeWare!</p> <p>Compound/ Kenning Phrase Structure</p> <div style="display: flex; justify-content: space-around; align-items: center;"> <div style="border: 1px solid black; padding: 2px; background-color: #ffcc99;">-s Y2 -es</div> <div style="border: 1px solid black; padding: 2px; background-color: #ffcc99;">-y Y2</div> </div>	<p>Recount Letter</p> <p>Surviving an Avalanche</p> <p>Adverbs of time/ place</p> <div style="display: flex; justify-content: space-around; align-items: center;"> <div style="border: 1px solid black; padding: 2px; background-color: #ffcc99;">-y Y2</div> <div style="border: 1px solid black; padding: 2px; background-color: #ffcc99;">-less Y1</div> </div> <div style="display: flex; justify-content: space-around; align-items: center; margin-top: 5px;"> <div style="border: 1px solid black; padding: 2px; background-color: #ffcc99;">dis- dj- di-</div> <div style="border: 1px solid black; padding: 2px; background-color: #ffcc99;">mis-</div> </div>	

<p style="writing-mode: vertical-rl; transform: rotate(180deg);">Summer</p>	<p>Ready to Write PVoPG (1 week)</p> <p>Any assessment gaps</p>	<p>Narrative Character Description Ammit</p> <p>4A Sentence Similes Apostrophes for possession</p> 	<p>Explanation How to Work a Dishwasher</p> <p>Prepositional Phrases</p> 	<p>Life Cycle Life Cycle of a Plant</p> <p>Subordinating Conjunctions</p> <p><u>SCIENCE LINK</u></p> 	<p>Narrative Dialogue Jack and The Beanstalk</p> <p>Speech Punctuation</p>	<ul style="list-style-type: none"> • Proof-read writing and make improvements to grammar and punctuation • Use adverbs and prepositions • Include direct speech with simple reporting clauses • Use inverted commas to punctuate direct speech • Organise related information into paragraphs • Use simple organisational devices • Plus above^ • Begin to use the correct verb tense and subject-verb agreement consistently